

## COMPARISON OF SLM & PTS TECHNIQUES FOR REDUCING PAPR IN OFDM

Bala Bhagya Sree.Ch<sup>1</sup>, Aruna Kumari.S<sup>2</sup>

<sup>1</sup>Department of ECE, Mallareddy college of Engineering & Technology, Hyderabad, India

<sup>2</sup>Associate Professor Department of ECE, Mallareddy college of Engineering & Technology,  
Hyderabad, India

### ABSTRACT

*Orthogonal Frequency Division Multiplexing (OFDM) is an efficient method of data transmission for high speed communication systems. However, the main drawback of OFDM system is the high Peak to Average Power Ratio (PAPR) of the transmitted signals. OFDM consist of large number of independent subcarriers, as a result of which the amplitude of such a signal can have high peak values. Coding, phase rotation and clipping are among many PAPR reduction schemes that have been proposed to overcome this problem. Here two different PAPR reduction methods e.g. partial transmit sequence (PTS) and selective mapping (SLM) are used to reduce PAPR. Significant reduction in PAPR has been achieved using these techniques. The performances of the two methods are then compared.*

**Keywords--** *Complementary Cumulative Distribution Function (CCDF), Orthogonal Frequency Division Multiplexing (OFDM), Peak-To-Average Power Ratio(PAPR), Partial Transmit Sequence (PTS), Quadrature Phase Shift Keying (QPSK), Selective Mapping (SLM)*

### 1. INTRODUCTION TO OFDM

Orthogonal frequency division multiplexing (OFDM) is a multicarrier modulation (MCM) technique which seems to be an attractive candidate for fourth generation (4G) wireless communication systems. OFDM offer high spectral efficiency, immune to the multipath delay, low inter-symbol interference (ISI), immunity to frequency selective fading and high power efficiency. Due to these merits OFDM is chosen as high data rate communication systems such as Digital Video Broadcasting (DVB) and based mobile worldwide interoperability for microwave access (mobile Wi-MAX). However OFDM system suffers from serious problem of high PAPR. In OFDM system output is superposition of multiple sub-carriers. In this case some instantaneous power output might increase greatly and become far higher than the mean power of system. To transmit signals with such high PAPR, it requires power amplifiers with very high power scope. These kinds of amplifiers are very expensive and have low efficiency-cost. If the peak power is too high, it could be out of the scope of the linear power amplifier. This gives rise to non-linear distortion which changes the superposition of the signal spectrum resulting in performance degradation. If no measure is taken to reduce the high PAPR, MIMO-OFDM system could face serious restriction for practical applications [1]-[4].

PAPR can be described by its complementary cumulative distribution function (CCDF). In this probabilistic approach certain schemes have been proposed by researchers. These include clipping, coding and signal scrambling techniques. Under the heading of signal scrambling techniques there are two schemes included. Which are Partial transmit sequence (PTS) and Selective Mapping (SLM). Although some techniques of PAPR reduction have been summarized in [5], it is still indeed needed to give a comprehensive review including some motivations of PAPR reductions, such as power saving, and to compare some typical methods of PAPR reduction through theoretical analysis and simulation results directly. An effective PAPR reduction technique should be given the best trade-off between the capacity of PAPR reduction and transmission power, data rate loss, implementation complexity and Bit-Error-Ratio (BER) performance etc.

## 2. OFDM PAPR DESCRIPTIONS

It is defined as the large variation or ratio between the average signal power and the maximum or minimum signal power. Theoretically, large peaks in OFDM system can be expressed as Peak-to-Average Power Ratio (PAPR) and it is usually defined as [17]:

$$\text{PAPR} = \frac{P_{\text{peak}}}{P_{\text{Average}}} = 10 \log_{10} \frac{\max^2 |X_n|}{E^2 |X[n]|} \quad (1)$$

Where  $P_{\text{peak}}$  represents peak output power,  $P_{\text{Average}}$  means average output power.  $E[.]$  denotes the expected value,  $X_n$  represents the transmitted OFDM signals which are obtained by taking IFFT operation on modulated input symbols. Mathematical, is expressed as:

$$X_n = 1/N \sum_{k=0}^{N-1} X W_n^{nk} \quad (2)$$

## 3. PAPR REDUCTION TECHNIQUES

Several PAPR reduction techniques have been proposed in the literature [6]. These techniques are divided into two groups - signal scrambling techniques and signal distortion techniques which are given below:

### a) Signal Scrambling Techniques

- Block Coding Techniques
- Block Coding Scheme with Error Correction
- Selective Mapping (SLM)
- Partial Transmit Sequence (PTS)
- Interleaving Technique
- Tone Reservation (TR)
- Tone Injection (TI)

### b) Signal Distortion Techniques

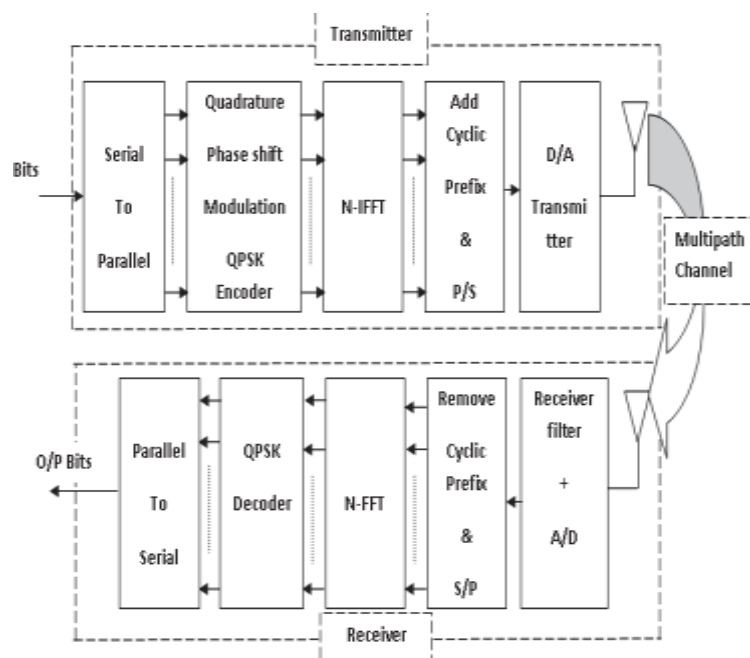
- Peak Windowing
- Envelope Scaling
- Peak Reduction Carrier

- Clipping and Filtering

One of the most pragmatic and easiest approaches is clipping and filtering which can snip the signal at the transmitter is to eliminate the appearance of high peaks above a certain level. But due to non-linear distortion introduced by this process, orthogonality [8] is destroyed to some extent which results in In-band noise and Out-band noise. In-band noise cannot be removed by filtering, it decreases the bit error rate (BER). Out-band noise reduces the bandwidth efficiency. but frequency domain filtering [7] can be employed to minimize the out-band power. Although filtering has a good effect on noise suppression, it may cause peak re-growth. To overcome this drawback, the whole process is repeated several times until a desired situation is achieved. Here, two signal scrambling techniques are used to overcome these problems.

### 3.1. Signal Scrambling Techniques

The fundamental principle of these techniques is to scramble each OFDM signal with different scrambling sequences and select one which has the smallest PAPR value for transmission. Apparently, this technique does not guarantee reduction of PAPR value below to a certain threshold, but it can reduce the appearance probability of high PAPR to a great extent. This type of approach include: Selective Mapping (SLM) and Partial Transmit Sequences (PTS). SLM method applies scrambling rotation to all sub-carriers independently while PTS method only takes scrambling to part of the sub-carriers.



**Fig.1 Block diagram of OFDM System**

### 3.1.1 Selection Mapping Technique (SLM)

The CCDF of the original signal sequence PAPR above threshold  $PAPR_0$  is written as  $Pr\{PAPR > PAPR_0\}$ . Thus for  $K$  statistical independent signal waveforms, CCDF can be written as  $Pr\{PAPR > PAPR_0\}^K$ , so the probability of PAPR exceed the same threshold. The probability of PAPR larger than a threshold  $Z$  can be written as

$$P(\text{PAPR} < z) = F(z)^N = (1 - e^{-z})^N \quad (3)$$

Assuming that  $M$ -OFDM symbols carry the same information and that they are statistically independent of each other. In this case, the probability of PAPR greater than  $Z$  is equals to the product of each independent probability. This process can be written as

$$P(\{\text{PAPR}_{\text{low}} > Z\}) = (P\{\text{PAPR} > Z\})^M = ((1e^{-Z})^N)^M \quad (4)$$

In selection mapping method, firstly  $M$  statistically independent sequences which represent the same information are generated, and next, the resulting  $M$  statistically independent data blocks  $S_m = [S_m,0, S_m,1, \dots, S_m, N-1]^T$ , for  $m=1,2, \dots, M$  are then forwarded into IFFT operation simultaneously.  $X_{M=}$   $[X_1, X_2, \dots, X_M]$  in discrete time-domain are acquired and then the PAPR of these  $M$  vectors are calculated separately. Eventually, the sequences  $X_d$  with the smallest PAPR is selected for final serial transmission. Figure 1 shows the basic block diagram of selective mapping technique for suppressing the high PAPR.

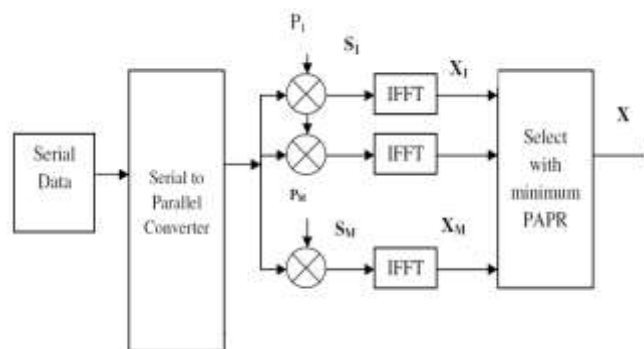


Fig.2 Bloch diagram of selective mapping

### 3.1.2 Partial Transmit Sequence

Partial Transmit Sequence (PTS) algorithm is a technique for improving the statistics of a multicarrier signal. The basic idea of partial transmit sequences algorithm is to divide the original OFDM sequence [9] into several sub-sequences and for each sub-sequences multiplied by different weights until an optimum value is chosen.

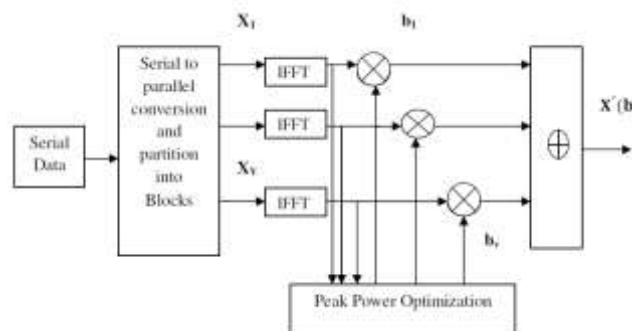


Figure 3. The Block diagram of PTS Technique

Figure 3 [10] is the block diagram of PTS technique. From the left side of diagram, the data information in frequency domain  $X$  is separated into  $V$  non-overlapping sub-blocks and each subblock vectors has the same size  $N$ . So for each and every sub-block it contains  $N/V$  nonzero elements and set the rest part to zero. Assume that these sub-blocks have the same size and no gap between each other. The sub-block vector is given by

$$X = \sum_{v=1}^V b_v X_v \quad (5)$$

where  $b_v = e^{j\theta_v}$  ( $\theta_v \in [0, 2\pi]$ ) ( $v = 1, 2, \dots, V$ ) is a weighting factor been used for phase rotation.

The signal in time domain is obtained by applying IFFT operation [11] on, that is

$$x = IFFT(X) = \sum_{v=1}^V b_v IFFT(X_v) = \sum_{v=1}^V b_v X_v \quad (6)$$

For the optimum result one of the suitable factor from combination  $b = [b_1, b_2, \dots, b_v]$  is selected and the combination is given by

$$b = [b_1, b_2, \dots, b_v] = \operatorname{argmin}(b_1, b_2, \dots, b_v) (\max_{1 \leq n \leq N} \left| \sum_{v=1}^V b_v X_v \right|^2) \quad (7)$$

where  $\operatorname{arg min} [(\cdot)]$  is the condition that minimize the output value of function.

#### 4. REDUCTION OF PAPR

SLM and PTS algorithms are two typical non-distortion techniques for reduction of PAPR in OFDM system [12]-[16]. SLM method [15] applies scrambling rotation to all sub-carriers independently while PTS methods [16] only take scrambling to part of the sub-carrier.

Table 1 Parameters used in SLM and PTS algorithm

Parameters	Values used
Number of sub-carriers (N)	64, 128
Oversampling factor (OF)	8
Modulation scheme	QPSK
Route numbers used in SLM method (M)	2, 4, 8, 16
Number of sub-blocks used in PTS methods (V)	4
Total number of combinations or IFFT for weighting factor 1 and 2	16, 256

Table 1 show the parameters of OFDM signal which is used for PAPR reduction. Here, the number of sub-carriers used are  $N=64$ , 128 and the pseudo-random partition scheme is applied for each carrier, adopting QPSK constellation mapping, weighting factor being  $bv \in [\pm 1, \pm j]$ .

## 5. SIMULATION RESULTS

Figure 4 shows the CCDF as a function of PAPR distribution when SLM method is used with 64 numbers of subcarrier. Figure 5 shows the same result for 128 numbers of subcarrier.  $M$  takes the value of 1 (without adopting SLM method), 2, 4, 8 and 16. It is seen in Figure 4 and Figure 5 that with increase of branch number  $M$ , PAPR's CCDF gets smaller.

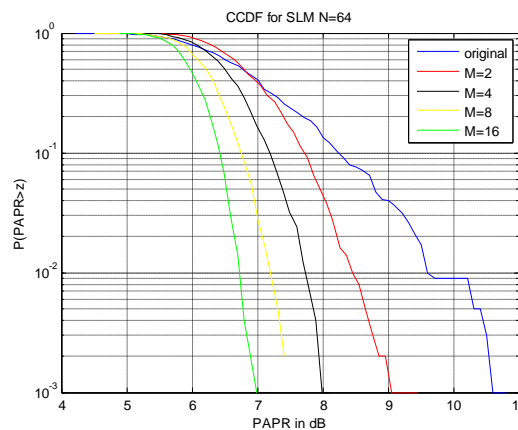


Figure 4. PAPR's CCDF using SLM method with  $N=64$

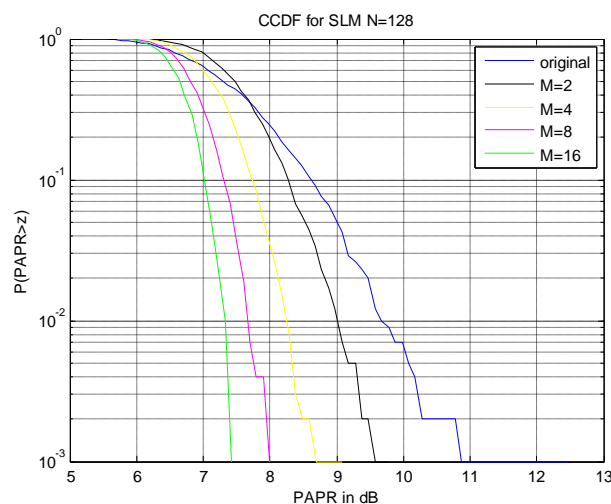


Figure 5. PAPR's CCDF using SLM method with  $N=128$

Now discussed the simulation result for PTS technique, there are varying parameters which impact the PAPR reduction performance these are: 1) The number of sub-blocks  $V$ , which influences the complexity strongly; 2) The number of possible phase value  $W$ , which impacts the complexity; and 3) The sub-block partition schemes. Here, only one parameter is considered that is sub-block size  $V$ .

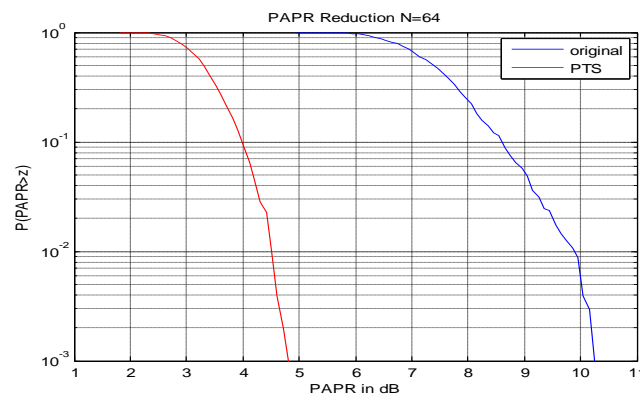


Figure 6. PAPR's CCDF using PTS method with N=64 and V=4

Figure 6 shows that PTS technique improves the performance of OFDM system, moreover, it can be shown that with increasing the value of V the PAPR performance becomes better.

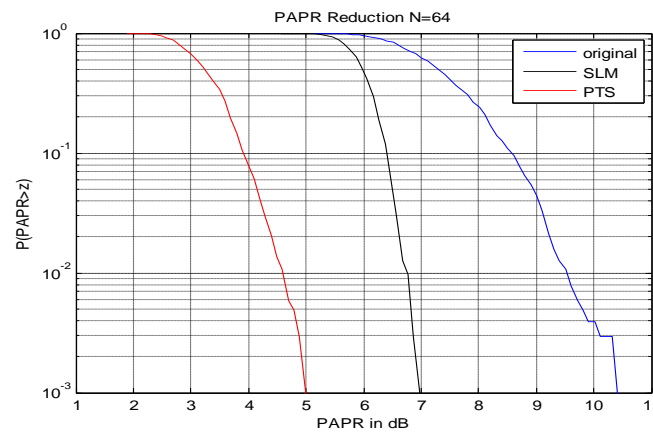


Figure 7. PAPR's CCDF using SLM and PTS method with N=64

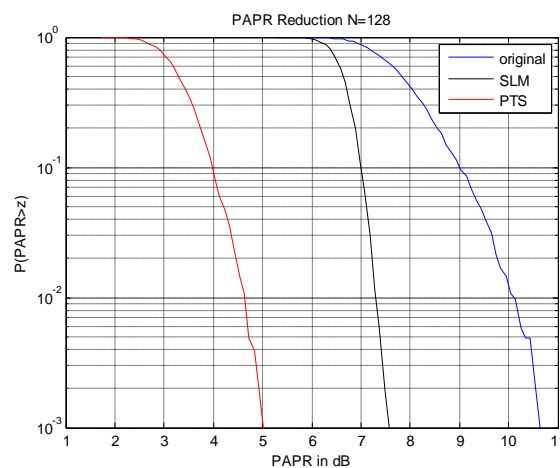


Figure 8. PAPR's CCDF using SLM and PTS method with N=128

In Figure 7 and Figure 8 it is clear that PTS method provides a better PAPR reduction performance compared to SLM method.

## 6. CONCLUSIONS

OFDM is a very attractive technique for wireless communications due to its spectrum efficiency and channel robustness. One of the serious drawbacks of OFDM systems is that the composite transmit signal can exhibit a very high PAPR when the input sequences are highly correlated. In this paper, several important aspects are described as well as mathematical analysis is provided, including the distribution of the PAPR used in OFDM systems. Two typical signal scrambling techniques, SLM and PTS are investigated to reduce PAPR, all of which have the potential to provide substantial reduction in PAPR. PTS method performs better than SLM method in reducing PAPR.

## REFERENCES

- [1] Y.Wu and W. Y. Zou, "Orthogonal frequency division multiplexing: A multi-carrier modulation scheme," *IEEE Trans. Consumer Electronics*, vol. 41, no. 3, pp. 392–399, Aug. 1995.
- [2] University of Alberta, "Home page - High capacity digital communications laboratory," 2007. Available: <http://www.ece.ualberta.ca/~HCDC/mimohistory.html>.
- [3] Shinsuke Hara, Ramjee, "Principle and history of MCM/OFDM," in *Multicarrier techniques for 4G mobile communication*, Artech House.
- [4] E. Telatar, "Capacity of multi-antenna Gaussian channels," *European Transactions on Telecommunications*, vol. 10, no 3, Dec 1999.
- [5] Foschini G J, Gans M J, "On limits of wireless communication in a fading environment when using multiple antennas," *Wireless Personal Communication*, vol. 6.
- [6] KUANG Yu-jun, TENG Yong, "A new symbol synchronization scheme for cyclic prefix based systems," *The Journal of China Universities of Posts and Telecommunications*.
- [7] Peled A, Ruiz A, "Frequency domain data transmission using reduced computational complexity algorithms," *Acoustics, Speech, and Signal Processing, IEEE International Conference*.
- [8] Cooper, G.R, Nettleton, R.W, "A spread spectrum technique for high capacity mobile communications," *IEEE Transaction on Vehicular Technology*, Nov 1978, vol. 27.
- [9] H. Sampath, et al., "A fourth-generation MIMO-OFDM broadband wireless system: design, performance and field trial results," *IEEE Communication Magazine*, Sep 2002, vol. 40, no 9.
- [10] Jayalath, A.D.S, Tellainbura, C, "Side Information in PAR Reduced PTS-OFDM Signals," *Proceedings 14th IEEE Conference on Personal, Indoor and Mobile Radio Communications*, Sept. 2003, vol.1.
- [11] Oh-Ju Kwon and Yeong-Ho Ha, "Multi-carrier PAP reduction method using sub-optimal PTS with threshold," *IEEE Transactions on Broadcasting*, June. 2003, vol. 49.
- [12] Mohinder Jankiraman, "Peak to average power ratio," in *Space-time codes and MIMO systems*, Artech House, 2004.
- [13] Tao Jiang, Yiyang Wu, "peak to average power ratio reduction in OFDM systems", *IEEE transactions on broadcasting*, vol. 54, no. 2, June 2008.



- [14] Dov Wulich, “Defination of efficient PAPR in OFDM” IEEE communications letters, vol. 9, no. 9,September 2005.
- [15] M.Palanivelan, Dr. Sheila Anand, M.Gunasekaran, “Matrix based low Complexity PAPR Reduction in OFDM Systems”, IJECT Vo l. 2, Issue 2, June 2011.
- [16] Reena Chackochan, Dr. Himanshu Soni, “Comparative Analysis of Distortive and Non-Distortive OFDM Techniques for PAPR Reduction in Systems”, Proc. of Int. Conf. on Advances in Electrical & Electronics 2011.
- [17] Tao Jiang, Member IEEE, and Yiyan Wu, Fellow, IEEE, “An Overview: Peak-to-Average Power Ratio Reduction Techniques for OFDM Signals” VOL. 54, NO. 2, 2008