

# AN ANALOGY BETWEEN DIFFERENT SORTING ALGORITHMS WITH THEIR PERFORMANCES

P.Reshma<sup>1</sup>, P.srikanth<sup>2</sup>

<sup>1,2</sup>Assistant Professor, CSE, DVR & Dr. HS MIC College of Technology, Kanchikacherla,(India)

## ABSTRACT

Sorting algorithms are an important part of managing data. Sorting is used as an intermediate step in many operations. This research paper presents the comparison of various efficient sorting techniques like Bubble Sort, Selection Sort, Insertion Sort, Merge Sort, Heap Sort and Quick Sort and also given their performance analysis with respect to time complexity. These six algorithms has particular strengths and weaknesses and have been an area of focus for a long time but still the question remains the same of "which to use when?" which is the main reason to perform this research. This paper provides a detailed study of all these six algorithms and compares them with their time complexity and other parameters to reach my conclusion.

**Keywords:** Bubble Sort, Complexity, Heap Sort, Insertion Sort, Merge Sort, Quick Sort, Selection Sort, Sorting

## I. INTRODUCTION

Sorting is a fundamental task that is performed by most computers. Sorting refers to the operation of arranging data in some given order such as increasing or decreasing, with numerical data, or alphabetically, with character data. From time to time people ask the ageless question: Which sorting algorithm is the fastest? This question doesn't have an easy or unambiguous answer, however. The speed of sorting depends on the environment where the sorting is done, the type of items that are sorted and the distribution of these items. All sorting algorithm apply to specific kind of problems. Some sorting algorithm apply to small number of elements, some sorting algorithm suitable for floating point numbers, some are fit for specific range ,some sorting algorithms are used for large number of data, some are used if the list has repeated values. Efficient sorting is important for optimizing the use of other algorithms which require input data to be in sorted lists.

Sorting is used frequently in a large variety of important applications. Database applications used by schools, banks, and other institutions all contain sorting code. Because of the importance of sorting in these applications, dozens of sorting algorithms have been developed over the decades with varying complexity.

The sorting algorithms are also classified on the basis of different characteristics of these algorithms.

- Based on data size
- Based on information about data
- Comparison based sorting
- Non-comparison based sorting
- Computational complexity

- Stability
- Memory usage

## II. WORKING PROCEDURE AND ANALYSIS OF ALGORITHMS

### A) Bubble Sort

It is a straightforward and simple sorting method that is used in computer science. The algorithm starts at the beginning of the data set. It compares the first two elements, and if the first is greater than the second, it swaps them. It continues doing this for each pair of adjacent elements to the end of the data set. It then starts again with the first two elements, repeating until no swaps have occurred on the last pass. If we have 100 elements then the total number of comparison is 10000. Obviously, this algorithm is rarely used except in education.

#### i) Algorithm

1. for I=1 to N-1 (for pass)
2. for k=1 to N-I (for comparison)
3. if  $A[K] > A[K+1]$
4. swap  $[A(k) , A(k+1)]$

#### ii) Example:

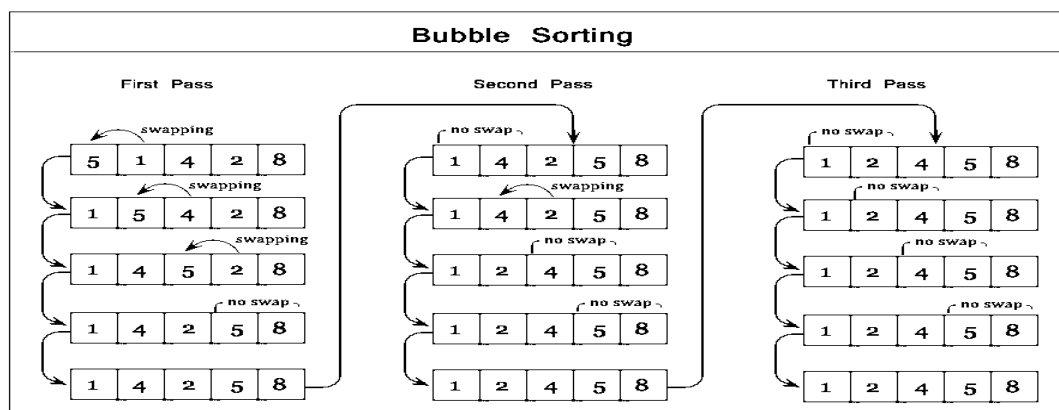


Fig 1: Working procedure of Bubble Sort

#### iii) Analysis:

**Best Case:** This time complexity can occur if the array is already sorted, and that means that no swap occurred and only one iteration of n elements.  $O(n)$

**Worst case:** The worst case is if the array is already sorted but in descending order. This means that in the first iteration it would have to look at n elements, then after that it would look n - 1 elements (since the biggest integer is at the end) and so on and so forth till 1 comparison occurs.  $Big Oh = n + n - 1 + n - 2 \dots + 1 = (n*(n + 1))/2 = O(n^2)$

**Average Case:**  $O(n^2)$

### B) Selection Sort

It is among the most intuitive of all sorts. The basic rule of selection sort is to find out the smallest elements in each pass and placed it in proper location. These steps are repeated until the list is sorted. This is the simplest method of sorting. In this method, to sort the data in ascending order, the 0th element is compared with all the

elements. If 0th element is greater than smallest element than interchanged. So after the first pass, the smallest element is placed at the 0th position. The same procedure is repeated for 1th element and so on until the list is sorted.

**i) Algorithm:**

1. for I=1 to N-1
2. min=A [I]
3. for K=I+1 to N
4. if (min>A [I])
5. min=A [K], Loc=K
6. Swap (A [Loc],A[I])
7. Exit

**ii) Example:**

Pass	A[1]	A[2]	A[3]	A[4]	A[5]	A[6]	A[7]	A[8]
K=1,Loc=4	77	33	44	11	88	22	66	55
K=2,Loc=6	11	33	44	77	88	22	66	55
K=3,Loc=6	11	22	44	77	88	33	66	55
K=4,Loc=6	11	22	33	77	88	44	66	55
K=5,Loc=8	11	22	33	44	88	77	66	55
K=6,Loc=7	11	22	33	44	55	77	66	88
K=7,Loc=7	11	22	33	44	55	66	77	88
Sorted	11	22	33	44	55	66	77	88

**Fig 2: Working procedure of Selection Sort**

**iii) Analysis:** Selecting the smallest element requires scanning all  $n$  elements, so this takes  $n - 1$  comparisons and then Swapping or interchanging it into the first position. Finding the next lowest element requires scanning the remaining  $(n - 1)$  elements and so on, for  $(n - 1) + (n - 2) + \dots + 2 + 1 = n(n - 1) / 2 = O(n^2)$

**Best Case:**  $O(n^2)$

**Average Case:**  $O(n^2)$

**Worst Case:**  $O(n^2)$

**C) Insertion Sort**

It is an efficient algorithm for sorting a small number of elements. The insertion sort works just like its name suggests, inserts each item into its proper place in the final list. Sorting a hand of playing card is one of the real time examples of insertion sort. Insertion sort can take different amount of time to sort two input sequences of the same sized depending upon how nearly they already sorted. It sort small array fast but big array very slow.

**i) Algorithm**

1. For I=2 to N
2. A[I]=item ,J=I-1
3. WHILE j>0 and item<A[J]
4. A[J+1]=A[J]

5. J=J-1

6. A[J+1]=item

**ii) Example**

Data	5	2	4	6	1	3
1 <sup>st</sup> pass	2	5	4	6	1	3
2 <sup>nd</sup> pass	2	4	5	6	1	3
3 <sup>rd</sup> pass	2	4	5	6	1	3
4 <sup>th</sup> pass	1	2	4	5	6	3
5 <sup>th</sup> pass	1	2	3	4	5	6

**Fig 3: Working procedure of Insertion Sort**

**iii) Analysis:**

The implementation of insertion Sort shows that there are (n-1) passes to sort n . The iteration starts at position 1 and moves through position (n-1), as these are the elements that need to be inserted back into the sorted sub lists. The maximum number of comparisons for an insertion sort is (n-1) .Total numbers of comparisons are: (n - 1) + (n - 2) + ... + 2 + 1 = n (n - 1) / 2= O(n<sup>2</sup>)

**Best Case:** O (n<sup>2</sup>)

**Average Case:** O (n<sup>2</sup>)

**Worst Case:** O (n<sup>2</sup>)

**D) Merge Sort**

This sorting method is an example of the Divide-And-Conquer paradigm. This paradigm, divide-and-conquer, breaks a problem into sub problems that are similar to the original problem, recursively solves the sub problems, and finally combines the solutions to the sub problems to solve the original problem. Because divide-and-conquer solves sub problems recursively, each sub problem must be smaller than the original problem.

**i) Algorithm**

void **mergesort**(int a[], int p, int r)

```
{
    int q;
    if(p < r)
    {
        q = floor( (p+r) / 2);
        mergesort(a, p, q);
        mergesort(a, q+1, r);
        merge(a, p, q, r);
    } }
```

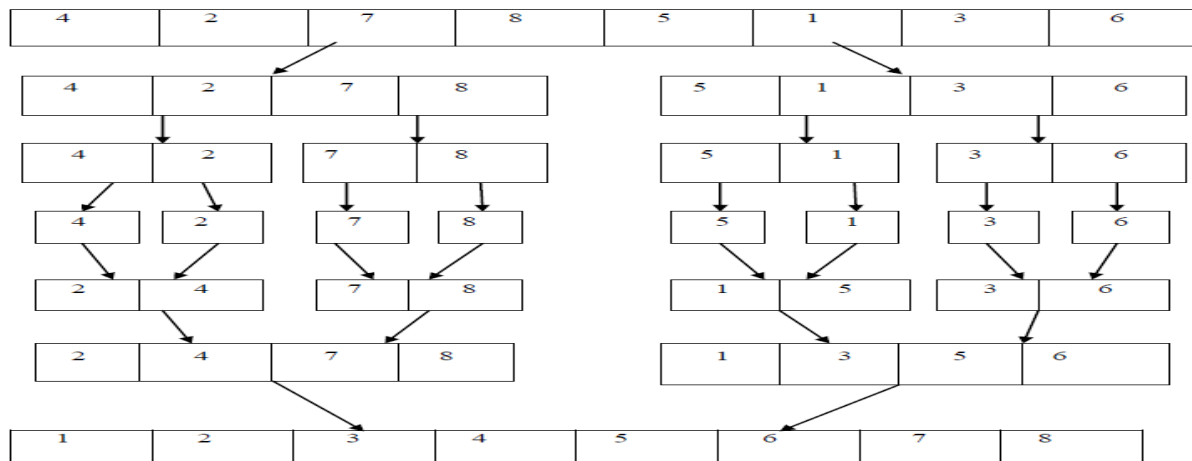
void **merge**(int a[], int p, int q, int r)

```
{
    int b[5]; //same size of a[]
    int i, j, k;
```

```

k = 0; i = p; j = q+1;
while(i <= q && j <= r)
{
    if(a[i] < a[j])
        b[k++] = a[i++];    // same as b[k]=a[i]; k++; i++;
    else
        b[k++] = a[j++];
}
while(i <= q)
{
    b[k++] = a[i++];
}
while(j <= r)
{
    b[k++] = a[j++];
}
for(i=r; i >= p; i--)
{
    a[i] = b[--k];    // copying back the sorted list to a[]
}
    
```

**ii) Example**



**Fig 4: Working procedure of Merge Sort**

**iii) Analysis:** In order to analyze the Merge Sort function, we need to consider the two distinct processes that make up its implementation. First, the list is split into halves. We divide a list in half  $\log n$  times where  $n$  is the length of the list. The second process is the merge. Each item in the list will eventually be processed and placed on the sorted list. So the merge operation which results in a list of size  $n$  requires  $n$  operations. The result of this analysis is that  $\log n$  splits, each of which costs  $n$  for a total of  $n (\log n)$  operations.

**Best Case:**  $O(n \log n)$

**Average Case:**  $O(n \log n)$

**Worst Case:**  $O(n \log n)$

### E) Heap Sort

Heap Sort algorithm inserts all elements (from an unsorted array) into a heap then swap the first element (maximum) with the last element (minimum) and reduce the heap size (array size) by one because last element is already at its final location in the sorted array. Then we heapify the first element because swapping has broken the max heap property. We continue this process until heap size remains one.

Here after swapping, it may not satisfy the heap property. So, we need to adjust the location of element to maintain heap property. This process is called **heapify**. Here we Recursively fix the children until all of them satisfy the heap property. some frequent terms use in this algorithm are,

**Heap Property** -> A data structure in which all nodes of the heap is either greater than equal to its children or less than equal to its children.

**Max-Heapify** -> Process which satisfy max-heap property ( $A[\text{parent}[i]] \geq A[i]$ ). Here larger element is stored at root.

**Min-Heapify** -> Process which satisfy min-heap property ( $A[\text{parent}[i]] \leq A[i]$ ). Here smaller element is stored at root.

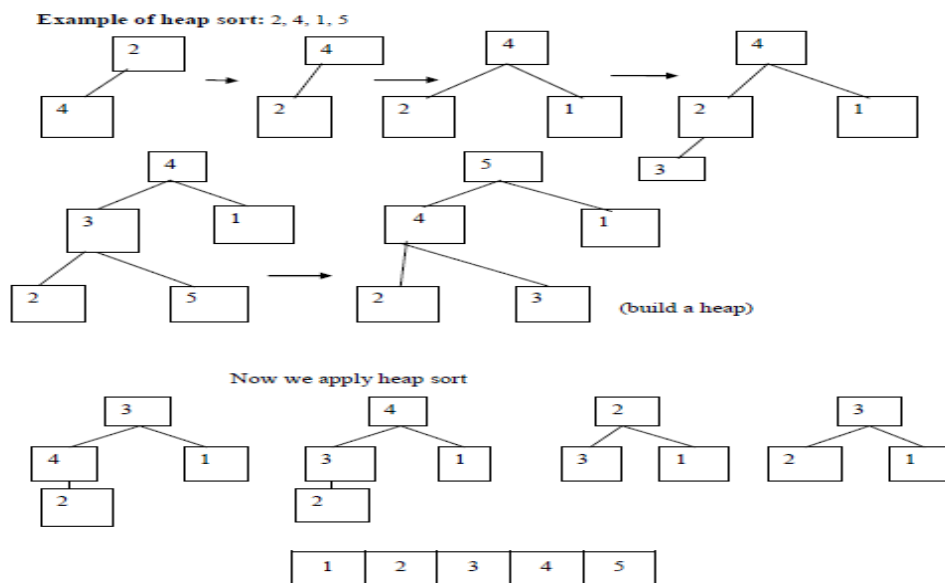
### i) Algorithm

Since the maximum element of the array is stored at the root,  $A[1]$  we can exchange it with  $A[n]$ . If we now “discard”  $A[n]$ , we observe that  $A[1 \dots (n-1)]$  can easily be made into a max -heap. The children of the root  $A[1]$  remain max -heaps, but the new root  $A[1]$  element may violate the max -heap property, so we need to readjust the max -heap. That is to call  $\text{MAX - HEAPIFY}(A, 1)$

$\text{HEAPSORT}(A)$

1.  $\text{BUILD-MAX-HEAP}(A)$
2. for  $i \leftarrow \text{length}[A]$  down to 2
3. do exchange  $A[1] A[i]$
4.  $\text{heap-size}[A] \leftarrow \text{heap-size}[A] - 1$
5.  $\text{MAX - HEAPIFY}(A, 1)$

### ii) Example



**Fig 5: Working procedure of Heap Sort**

**iii) Analysis**

**Worst Case:**  $O(n \log n)$

**Best Case:**  $O(n \log n)$

**Average Case:**  $O(n \log n)$

**F) Quick Sort:**

Quick Sort is a Divide and Conquer algorithm. It picks an element as pivot and partitions the given array around the picked pivot. There are many different versions of quick Sort that pick pivot in different ways.

1. Always pick first element as pivot.
2. Always pick last element as pivot (implemented below)
3. Pick a random element as pivot.
4. Pick median as pivot.

The key process in quick Sort is partition(). Target of partitions is, given an array and an element x of array as pivot, put x at its correct position in sorted array and put all smaller elements (smaller than x) before x, and put all greater elements (greater than x) after x. All this should be done in linear time.

**i)Algorithm**

Quicksort0 (A, p, r)

- 1: if  $p \geq r$  then return
- 2:  $q = \text{Partition}(A, p, r)$
- 3: Quicksort0 (A, p,  $q - 1$ )
- 4: Quicksort0 (A,  $q + 1, r$ )

**Partition Algorithm**

Partition(A, p, r)

1:  $x = A[r]$

2:  $i \leftarrow p - 1$

3: for  $j \leftarrow p$  to  $r - 1$  do

4: if  $A[j] \leq x$  then

{

5:  $i \leftarrow i + 1$

6: Exchange  $A[i]$  and  $A[j]$  }

7: Exchange  $A[i + 1]$  and  $A[r]$

8: return  $i + 1$

**ii) Example:**



**Fig 6: Working procedure of Quick Sort**

**iii) Analysis**

To analyze the Quick Sort algorithm of length  $n$ , if the partition always occurs in the middle of the list, there will again be  $\log n$  divisions. In order to find the split point, each of the  $n$  items needs to be checked against the pivot value. The result is  $n \log n$ . In the worst case, the split points may not be in the middle and can be much skewed to the left or the right, leaving a very uneven division. In this case, sorting a list of  $n$  items divides into sorting a list of 0 items and a list of  $n-1$  items. Then sorting a list of  $n-1$ , divides into a list of size 0 and list of size  $n-2$ , and so on. The result is an  $O(n^2)$  sort with all of the overhead that recursion requires.

**Best Case:**  $O(n \log n)$



**Average Case:**  $O(n \log n)$

**Worst Case:**  $O(n^2)$

### III. PROBLEM DEFINITION AND SORTING ALGORITHMS

All the sorting algorithms are problem specific. Each sorting algorithms work well on specific kind of problems. In this table we described some problems and analyses that which sorting algorithm is more suitable for that problem.

Problem Definition	Sorting Algorithms
The data to be sorted is small enough to fit into a processors main memory and can be randomly accessed i.e. no extra space is required to sort the records (Internal Sorting).	Insertion Sort, Selection Sort, Bubble Sort
Source data and final result are both sorted in hard disks (too large to fit into main memory), data is brought into memory for processing a portion at a time and can be accessed sequentially only (External Sorting).	Merge Sort (business application, database application)
The input elements are small.	Insertion Sort
The input elements are too large.	Merge Sort, Quick Sort, Heap Sort
The input elements are repeated in the list and sorted the list in order to maintain the relative order of record with equal keys.	Bubble Sort, Merge Sort, Insertion Sort
The input elements are repeated in the list and sorted the list so that their relative orders are not maintain with equal keys.	Quick Sort, Heap Sort, Selection Sort

**Table 1: Problem Definition of various sorting algorithms**

### IV. ADVANTAGES AND DISADVANTAGES OF ALL SORTING ALGORITHMS

Sorting Method	Advantages	Disadvantages
Bubble sort	1)Straightforward, simple and slow. 2)Stable.	1)Inefficient on large tables.
Selection Sort	1)Selection Sort is simple method. 2)No additional temporary storage is required.	1)Suitable for small list of elements. 2)General complexity is $O(n^2)$
Insertion Sort	1)Insertion sort exhibits a good performance when dealing with a small list. 2)The insertion sort is an in-place sorting algorithm so the space requirement is minimal.	1)Insertion sort is useful only when sorting a list of few elements.
Merge Sort	1)Time Complexity is $O(n \log n)$ . 2)It can be used for both internal and external sorting.	1)At least twice the memory requirements of the other sorts because it is recursive.

		2)Space complexity is very high
Heap Sort	1)The Heap sort algorithm is very efficient. 2)The Heap sort algorithm exhibits consistent performance.	1)It is not stable. 2)Space complexity is very high due to recursive nature.
Quick Sort	1)One of the fastest algorithms on average. 2)The list is being traversed sequentially, which produces very good locality of reference and cache behaviour for arrays.	1)Space used in the average case for implementing recursive function calls is $O(\log n)$ and hence proves to be a bit space costly[10], especially when it comes to large data sets. 2)The worst-case complexity is $O(n^2)$

**Table 2: Advantages and disadvantages of all sorting algorithms**

**V. COMPARATIVE ANALYSIS OF ALL SORTING ALGORITHMS**

Every sorting algorithm has some advantages and disadvantages. In the following table we compared sorting algorithms according to their complexity, memory used, stability, data type, method used by them like exchange, insertion, selection, merge. In the following table, n represent the number of elements to be sorted. The column Average worst case and Best case give the time complexity in each case. These all are comparison sorting. To determine the good sorting algorithm, speed is the top consideration but other factor include handling various data type, consistency of performance, length and complexity of code, and stability.

Sorting Method	Average Case	Worst case	Best case	Method	Stable	data type	complexity	memory
Bubble sort	$O(n^2)$	$O(n^2)$	$O(n)$	Exchange	yes	all	very low	NK+NP
Selection Sort	$O(n^2)$	$O(n^2)$	$O(n^2)$	Insertion	yes	all	very low	NK+NP
Insertion Sort	$O(n^2)$	$O(n^2)$	$O(n^2)$	Selection	yes	all	very low	NK+NP
Merge Sort	$O(n \log n)$	$O(n \log n)$	$O(n \log n)$	Merge	yes	all	Medium	NK+2NP+STACK
Heap Sort	$O(n \log n)$	$O(n \log n)$	$O(n \log n)$	Selection	no	all	Medium	NK+NP
Quick Sort	$O(n \log n)$	$O(n^2)$	$O(n \log n)$	Partition	no	all	High	NK+NP+STACK

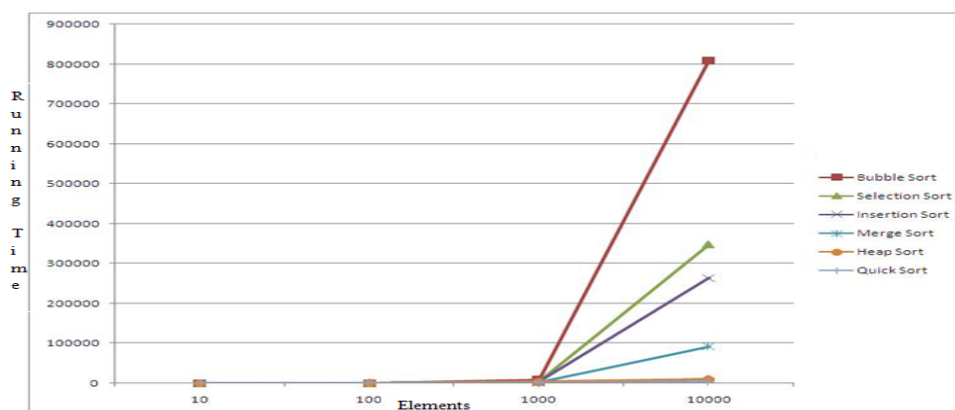
**Table 3: Comparative analysis of all sorting algorithms**

We implemented the all six sorting algorithms in C# for N=10, 100, 1000 and 10000, and calculated the run time by using System. Diagnostics. Stopwatch Class. The resultant run time is given in the table given below.

N(Number of elements)	Run Time in Microseconds					
	Bubble Sort	Selection Sort	Insertion Sort	Merge Sort	Heap Sort	Quick Sort
10	204	253	227	539	513	305
100	299	298	246	614	689	324
1000	8397	3691	3281	3399	3414	615
10000	808927	347525	263501	91993	9315	3301

**Table 4: RunTime**

The graph constructed for the above table is given below in fig 7.



**Fig 7: Graph representation of Run Time for all algorithms**

#### IV. CONCLUSION

From the above analysis it can be said that, Bubble Sort, Insertion Sort and Selection Sort are fairly straight forward, and easy to implement. Heap Sort, Merge Sort and Quick Sort are more complicated, but also much faster for large lists. Quick sort is more often used as external sorting. Quick Sort is, on average, the fastest algorithm but it needs enough memory. Bubble Sort algorithm is the slowest but needs no extra memory. On the above comparison and the resultant analysis, it is clear to use Merge Sort, Heap Sort and Quick Sort for large data sets whereas Bubble Sort, Selection Sort and Insertion Sort for small data sets.

#### REFERENCES

- [1] Ahmed M. Aliyu and Dr. P. B. Zirra. 2013. A Comparative Analysis of Sorting Algorithms on Integer and Character Arrays. The International Journal Of Engineering And Science (IJES).Volume.2. Issue. 7.Pages: 25-30.
- [2] Astrachan, Owen. 2003 Bubble Sort: An Archaeological Algorithmic Analysis. SIGCSE, ACM. Bender *et al.*, (2006) Insertion Sort is  $O(n \log n)$ . Theory of Computing Systems **39** (3): 391.
- [3] Sultanullah Jadoon, Salman Faiz Solehria, Mubashir Qayum, "Optimized Selection Sort Algorithm is faster than Insertion Sort Algorithm: a Comparative Study",*International Journal of Electrical &*

Computer Sciences IJECS-IJENS Vol: 11 No: 02.

- [4] Tarundeep Singh Sodhi, Surmeet Kaur, Snehdeep Kaur, “Enhanced Insertion Sort Algorithm “, *International Journal of Computer Applications* (0975 – 8887) Volume 64– No.21, February 2013.
- [5] Deependra Kr. Dwivedi. 2011. Comparison Analysis of Best Sorting Algorithms. *VSRD-IJCSIT*, Vol. 1 (4), 2011, 261-267.
- [6] Franceschini, Gianni, 2007. Sorting Stably, in Place, with  $O(n \log n)$  Comparisons and  $O(n)$  Moves. *Theory of Computing Systems* **40** (4): 327–353.
- [7] J. S. Vitter. 2006. Algorithms and Data Structures for External Memory, *Foundation and Trends in Theoretical Computer Science*, vol 2, no 4, pp 305–474. Lacey, Stephen and Box, Richard. 1991. A Fast Easy Sort. *ACM*. Volume 16 Issue 4:315
- [8] Mishra, D.A, 2009. Selection of Best Sorting Algorithm for a Particular Problem. *Computer Science And Engineering Department Thapar University*
- [9] Oded Goldreich. 2008. Computational complexity: a conceptual perspective. *Newsletter ACM SIGACT News archive* Volume 39 Issue 3, Pages 35-39.
- [10] T. H. Cormen, et al. 2001. *Introduction to Algorithms*. MIT Press, Cambridge, MA, 2nd edition.

## AUTHORS



**Ms. P. Reshma** did her B.Tech in CSE from Vijaya Institute of Technology for Women, JNTU Kakinada and M.Tech in CSE from Dhanekula Institute of Engineering & Technology, JNTU Kakinada. Currently working as Assistant Professor in DVR & DHS MIC College of Technology.



**Mr. P Srikanth** is working as an Assistant Professor at DVR & Dr.HS MIC College of Technology, Kanchikacherla. He received his M.Tech (CSE) from MIC COLLEGE in the year 2015. He received his B.Tech (IT) From Vikas College of Engineering & Technology, Nunna in the year 2012. His area of interest includes Computer Networks and Cloud Computing