

Computer Vision-Based Early Fire Detection Using Machine Learning

K.Venu Kumar, N.Girish Krishna, K.Sravana Sandhya, K.Meghana

(Under the guidance of **Mrs. J. Lakshmi**, Associate Professor, Department of Computer Science and Engineering, Tirumala Engineering College)

ABSTRACT:

The undertaking intends to recognize fires utilizing picture handling innovation to caution individuals of early fire location. Similarly, as with most fire quenchers, there are various sensors that have their own constraints, intended to be delicate to fire and smoke in restricted spaces. Projects are expected to lessen lines and stay up with new advancements. The venture involves pycharm IDE and webcam joining as apparatuses. A webcam is viewed as an info source and takes recordings from a close by source and enters them into an investigation framework. All code is written in great python language utilizing an open picture altering library. Hypothetical areas center around project-based calculations for PC direction, AI, picture handling, shading delivering, and fire identification. Projects permit us to all the more likely comprehend and understand things and PCs, and use them in an alternate way.

Keywords: Open CV, Python, Fire Detection, ADA Boost, Haar.

I. INTRODUCTION

Vision-based PCs with picture handling can be valuable in a manner that is regularly unusable. The start calculation utilizes light signals like light, shading, surface, wavering, and vibration to recognize them from different boosts. There are different techniques for identifying fire, for example, infrared sensors, heat meters, smoke alarms, fire indicators, and smoke alarms. This technique isn't dependably solid since it doesn't recognize the actual fire, however it distinguishes at least one wellsprings of fire, like smoke, heat, infrared, bright, and gas radiation, and consequently gives results. a great deal of commotion. With the assistance of PC vision and imaging innovation, pictures can give dependable data and accomplish preferable outcomes over traditional frameworks.

II. LITERATURE REVIEW:

[1] A Video-Based Fire Detection Using Deep Learning Models

Abstract: Fire is one of the most perilous types of life and property. In this paper, we offer a top to bottom investigation of fire-based preparing utilizing video that impersonates the course of fire. The proposed technique utilizes Convolutional Neural Network Rapid Speed (R-CNN) to portray fire (SRoFs) and non-fire parts. The attributes of the cases, which comprise of a progression of successions gathered by long haul memory (LSTM), are then summed up to decide if a fire broke out in a brief timeframe. It is feasible to consolidate transient progressive choices and get a larger part vote to settle on a ultimate conclusion over the long haul. It

additionally considers the parts of fire and smoke, clarifies their momentary changes, and clarifies the idea of the fire and the last finish of the fire. Studies have shown that drawn out video-based techniques to diminish bogus and misdirecting data further develop fire location contrasted with video-based or momentary video-based strategies.

[2] Computer Vision-based Early Fire Detection Using Enhanced Chromatic Segmentation and Optical Flow Analysis Technique

Abstract: Late advances in imaging innovation have prompted the investigation of PC based fire recognition frameworks. This report traces a staggered fire locator, including investigating chromatic data, changing settings, and contrasting flames. Most importantly, the chromatic data-based fire pixel thickness work utilizes a great deal of sound among present day shading location frameworks to dispose of intriguing parts. The erased pixels are then affirmed by continuous energy examination. At long last, the violent speed is checked optically by the insightful calculation to affirm the presence of fire.

[3]. Machine vision-based real-time early flame and smoke detection

Abstract: This article depicts a better approach to utilize an alarm framework and to decide when smoke can be infused into an early observing framework. The programmed observing framework utilizes chronicled calculations to record the potential places of fire and smoke in the video and afterward investigate the articles, space and transient qualities of the fire and smoke in the video observation. The greater part of the correlations are made by looking at the histograms of shading and smoke histograms utilizing the HSI shading space. The most extreme thickness of the not entirely settled by the computation of how much fire and smoke contrasted with the border and the region. Spread of figures. The thickness and balance are observed by an obscure framework to give fire and smoke destinations. The transient thickening is portrayed by the arrangement of a light aspect and the partition of non-light items from light and smoke. The specific season of fire and smoke is currently needed at the most elevated level utilizing the continuously adaptive mean shift (CAMSHIFT) observing calculation. Test results performed at various occasions demonstrate that the normal technique can precisely recognize fire and smoke.

[4] Machine Learning Based Early Fire Detection System using a Low-Cost Drone

Abstract: This paper gives a better approach to prepare machines to recognize early and fruitful woodlands and flames. Accordingly, we plan to make a new and clear vision for ranger service and ranger service. To do this, form a robot. Microcontrollers in the framework are prepared and created in cutting edge research, enabling the robot to recognize smoke, the primary indication of fire. The most widely recognized issue with fire calculations is bogus detailing and carelessness. Checking the outcomes found in the photos and the extra strides of actually looking freely increment the dependability of the framework, yet will likewise reinforce the genuine outcomes. Because of the remarkable capacities of automated aeronautical vehicles, it is feasible to screen data precisely and reliably in any capacity. The working of the framework is constrained by impersonation and actual testing.

III. Existing system:

The examination depends on investigation and adjustment. Firefighting and a circulated pipeline utilizing SVM

arranging and information assortment techniques to distinguish woods and woodland fires utilizing climate data.

Discover what's going on in the catastrophe the executive organization

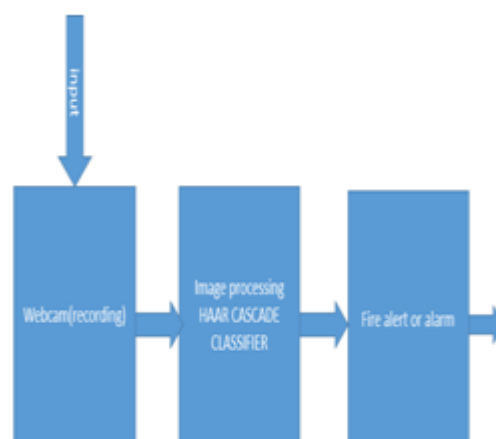
Problem statement:

- The fundamental justification behind foreseeing fires is to give the best assets and to help the fire detachment however much as could be expected.
- The air is a major fire. Climate data is accessible on the sensor close the closest station.
- There are various indications of fire hazard evaluation and estimation.
- A great many hectares of arable land every year. This fire consumes in a bigger region and delivers more monoxide than some other vehicle.
- Observing of possibly risky regions and early admonition of fire dangers incredibly diminishes salvage time, just as harm and fire dousing costs.

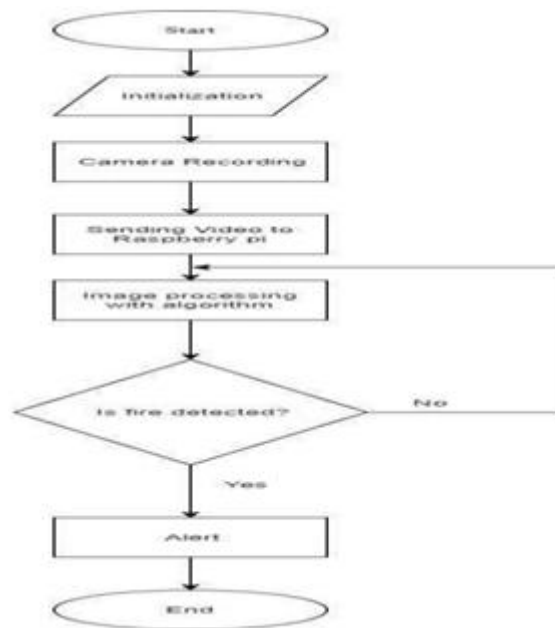
Proposed system:

- Here we utilize the classes of Haar Cascade to decide the fire, which is most popular for looking through photographs or different recordings.
- Menu - open cv – python
- Things like Haar
- Full Image
- Preparing and learning
- Variation to environmental change
- To mimic

Block diagram:



Flow chart:



IV. Methodology and Algorithm

- Haar Cascade Sorting - Understand objects utilizing pictures or different recordings.
- AI calculation in view of AI utilizing Haar-like articles coordinated with a course classifier.
- Make an exemplary course and take recordings from the web. The video was cut into pieces.
- A decent picture is one that consumes in a fire, and an awful picture is a foundation picture that portrays those photos.

Fire detection:

- The fire location strategy decides the picture from the picture as indicated by the worth of basic items. On account of fire discovery, as a matter of first importance, the picture is more beautiful on the grounds that it is simpler to work with and has less data than RGB tone.
- The calculation shows a crate and a fire search in the picture, which is a case that contains a quest for objects like Haar.
- In little advances, the side of the case gets a great deal of light from the fire picture, and afterward the data gathered in the crate is joined to assist with deciding the area of the fire.

Haar-like Features

- The construction of the haar is like that of a confirmed egg and is utilized to decide if these properties are displayed in a given picture.

- Dim has a few dark regions and some have white regions, some are hazier or some are a method for aiding the vehicle feel the picture.
- He Haar has side highlights, line elements, and elements around the focal point of the square shape.
- White and dark are territorially supported. It represents light and disposes of the trademark by allocating a particular worth as it goes through the photo and controlling the region.



Applying Haar-features

0	0	1	1
0	0	1	1
0	0	1	1
0	0	1	1

Ideal values

0.1	0.1	0.1	0.1
0.1	0.1	0.1	0.1
0.1	0.1	0.1	0.1
0.1	0.1	0.1	0.1

Real values

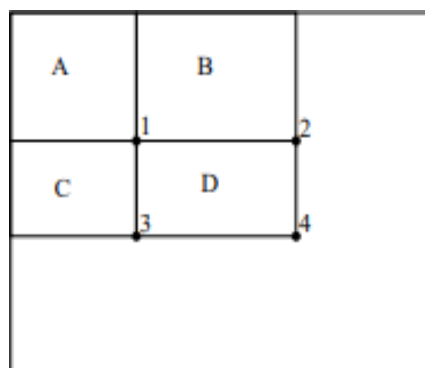
Formula:

$\Delta = \text{dull} - \text{white} = 1 \sum I(x) - 1 \sum I(x)$ For positive pictures, $\Delta: 1 - 0 = 1$

For the genuine picture, $\Delta: 0.67 - 0.15 = 0.52$

Integral Image

- The fundamental person assumes a key part. It gives registering power and velocities up the cycle as it can count huge number of pixels.
- Deducting the amount of the pixels of the non-rectangular sides takes away the quantity of pixels in the shadow of the square shape.
- Indeed, even little pictures have many capacities (north of 160,000 on 24x24 pictures).
- Calculations require countless things to acquire general things, so the properties should be determined accurately. Thusly, to tackle this issue, we present an essential picture.
- The amount of the pixels of a square shape D can be determined utilizing four lines.
- The worth of the picture in place 1 is the amount of the pixels in the square shape. The worth of position 2 is A + B, the worth of position 3 is A + C, and the worth of position 4 is A + B + C + D.



Training and Learning

- Get things good and gone to discover. The machine is currently prepared to decide the attributes of the info. Accordingly, it is taken care of a ton of data to foresee things from the source.
- Numerous firecrackers, different fires, firecrackers, thus called great pictures are utilized in vehicle preparing. Numerous awful photographs have been posted on this point.
- Awful pictures are pictures that are not ablaze.
- In planning, it is feasible to isolate the two classifications, which assists the calculation with figuring out which properties can be scorched and which can't be signed.

Adaptive Boosting (Ada Boost)

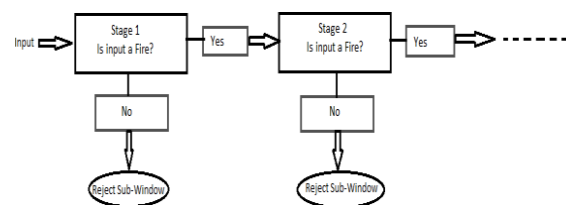
- Adaboost calculation is a calculation practice that is utilized to prepare classes and select the most awesome aspect of the gig. The calculation gains from the data gave and distinguishes the advantages and disadvantages.

$$F(x) = a_1f_1(x) + a_2f_2(x) + \dots$$

- Here $F(x)$ is a solid classifier, $a_1f_1(x)$, $a_2f_2(x)$ is a frail classifier, a_1 and a_2 are weighted, while f_1 and f_2 are trademark.
- Adding one powerless classification isn't great on the grounds that the calculation is solid and valid, so the huge classifications are comprised of numerous frail and group individuals.

Cascading

- Course records are utilized to decide precision. It comprises of a few classifications comprising of a solid classifier. These strong powers move Therefore, every one of the attributes are gathered into many parts, and every classification has its own one-of-a-kind number.
- Utilizing a bit by bit number can be utilized to decide whether there are indications of fire in the sub-window, and in the event that there is no indication of fire, the sub-window can't be taken out and no further advances can be taken.
- There are stages 1 and stage 2. Ordinarily the primary stages have not very many highlights.
- Assuming that the window falls flat, erase assuming the second step the capacity isn't utilized, then, at that point, proceed with the cycle. A window or stepping stool conveys every one of the objects of fire, and afterward tells the fire.



Working principle:

- The initial step is to prepare the classes, as referenced previously. Top notch preparing requires a ton of time and work to process, so here we are utilizing few pictures.

- Subsequent to preparing the fire course, the edge eliminated from the web camera will become dark. The justification for changing the dim casing is on the grounds that the edge caught by the webcam is RGB in shading.
- Since RGB pictures have three shading channels, changing the picture over to blue will bring about just one channel, dark or white, and simple to process.
- After change, a fire quencher is utilized, which assists with getting the qualities and picture of the picture. Passing estimations like estimations by a little neighbor.
- These focuses are significant in getting fire. The scale is utilized to make the pyramid scale, in light of the fact that the scale is utilized to prepare the size of the picture, so the scale assists you with changing the size of the contribution to decide the fire.
- Min 24 Neighbor Other measures here decide picture quality per min Neighbor System

V. Hardware required: System : Pentium i3 Processor.HDD : 500 GB.

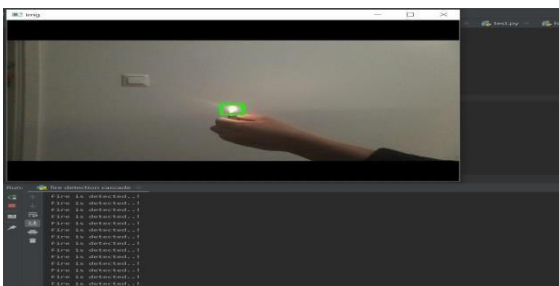
Screen : 15'' LED

Input Devices : Keyboard, MouseRandom Access Memory : 2 GB

5.1 Software required:

- system: Windows 10.
- Language: python
- Tool: Anaconda Navigator
- Libraries: OpenCV

VI. Results:



- Since the test was performed during room lighting, the estimations must be changed by the room light to be effective.
- In case of a fire, a boisterous commotion. The outcomes are likewise displayed as fire.
- Assuming that there is no fire, the outcome won't be FIRE.

VII. Conclusion:

The venture was pointed toward recognizing fires in an alternate manner from utilizing existing frameworks. Innovation is progressing, and new advancements and difficulties are being presented. These hindrances can be alleviated with the assistance of video handling innovation to distinguish fires, in light of the fact that in this framework, the camera goes about as a natural eye, detecting fire, catching pictures, and handling pictures through video clients. It very well may be utilized anyplace, for instance. Emergency clinics, trains, backwoods, and that's only the tip of the iceberg. The plan plainly shows the fire. Gives general examination, plan framework, calculations, tests and arrangements. Frameworks, for example, floppy plates and spinkers are not at present being used, but rather can be introduced later on.

REFERENCES:

- [1] N. Dziengel, G. Wittenburg, and J. Schiller, "Towards distributed event detection in Wireless Sensor Networks," in Adjunct Proc. of 4th IEEE/ACM Intl. Conf. on Distributed Computing in Sensor Systems (DCOSS:AZ'08), Santorini Island, Greece, 2020.
- [2] S. Jarupadung, "Distributed event detection and semantic event processing," in The 6th ACM International Conference on Distributed Event- Based Systems (DEBS 2020)(Doctoral Symposium), 2020.
- [3] Y. Li and L. E. Parker, "Detecting and monitoring time-related abnormal events using a Wireless Sensor Networks and mobile robot," in Intelligent Robots and Systems, 2019. IROS 2019. IEEE/RSJ International Conference on. IEEE, 2019.
- [4] P. Radivojac, U. Korad, K. M. Sivalingam, and Z. Obradovic, "Learning from class-imbalanced data in Wireless Sensor Networks," in Vehicular Technology Conference, 2020. VTC 2020-Fall. 2020 IEEE 58th, vol. 5, IEEE, 2020.
- [6] Z.-J. Zhang, J.-S. Fu, H.-P. Chiang, and Y.-M. Huang, "A novel mechanism for fire detection in subway transportation systems based on Wireless Sensor Networks," International Journal of Distributed Sensor Networks, vol. 2019, 2019.